

Aesop QuickStart Guide for Employees

This guide will show you how to:

- Log on to the Aesop system
- Navigate your Aesop home page
- Create an absence online
- Assign a substitute to an absence*
- Attach a file to an absence*
- Check your absence reason balance*
- Manage your schedule
- Cancel an absence *
- Manage your personal information*
- Find substitute phone numbers*
- Track your absence history
- Select your preferred substitutes*
- Create an absence as an itinerant employee*
- Understand absence approvals*
- Create an absence over the phone
- Access user guides and training videos



*Indicates functions that might not be used by your school
February 2011

Using Aesop Successfully

Create absences online or on the phone

Aesop offers both phone and Web services, so that you can create an absence anytime, anywhere. Online absences can be created as far as one year in advance. As soon as you register an absence, Aesop starts finding a qualified, available substitute for you.

Manage your schedule

With Aesop you can track how many absences you have taken and see absences you have already scheduled in the future. You can also track the types of absences you have on record, such as personal or professional development day. Aesop offers an easy way to store all your absence information in one place.

Leave notes and attachments for the substitute

By writing notes or attaching documents to your absence, you can assure that your substitute is prepared to handle your duties during your absence. Aesop lets both the district and the employee leave notes, as well as attach Word documents and PDF's to the absence.

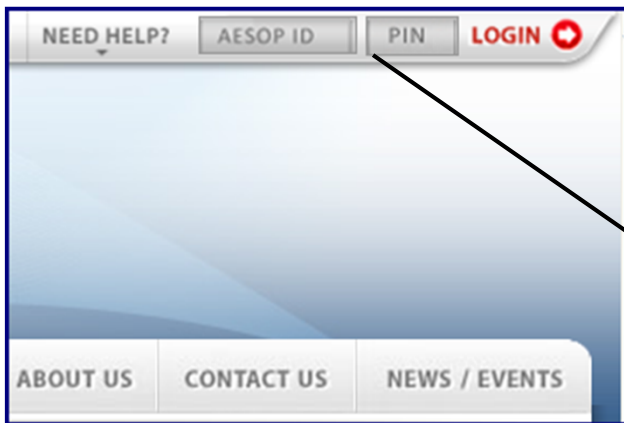


*Indicates functions that might not be used by your school
February 2011

Online Services

Log on to Aesop

In your Internet browser address bar enter **www.aesopeducation.com** and click the **Go** button.



Enter your ID and PIN from the personalized welcome letter you received from the district.

Chelsea Elementary School

2/17/2006

Dear Greg Adams,

We have the pleasure of notifying you that Chelsea Elementary School has implemented a new automated service that will greatly simplify this service. This service is called AESOP (Automated Educational Substitute OPerator).

The AESOP service will be available to you 24 hours a day, seven days a week. You may interact with the system either on the Internet or by phone.

How do I register with AESOP?

1. Simply dial 1-800-942-3767.
2. Enter your Identification (ID) and PIN numbers. The information is as follows:
(Please notify the central office if your identification number listed below is not correct.)
 - ID number - 1234567890
 - PIN number - 7888
3. Once you are logged in the system, you will be given prompts for the various menu choices.

When you access the AESOP system over the phone for the first time, it is very important that you record your name and assignment and assignment should be recorded, (e.g. John Doe, 3rd Grade) as AESOP will play this recording to potential substitutes for all information each time you register an absence.

* When entering an absence, please wait until you receive a confirmation number before you terminate the phone call. Your transaction

Aesop Login Page

Personalized Welcome Letter

Home Page

Good Morning, Brad Francis

1 Absence is awaiting your feedback.

Messages
Posted: 12/25/2009

Have a Merry Christmas and a Happy New Year! 🎄

Currently Scheduled Absences for the next 14 days

Date	School	Absence Reason	Start Time	End Time	Absence Type
1/4/2010	Filled CONF# 43466411	Starting: 1/4/2010, Substitute: Derby, Brown			
1/4/2010	Killy Court High School - No Nuts Sick		8:00 AM	12:00 PM	Half Day AM

Status of Future Absences that Require Approval

CONF#	Absence Start	Absence End	# of Absence days	Status	Last Approver	Last Approval Action
43466413	01/07/2010	01/07/2010	1	Denied	Super user	12/28/2009 7:06 PM

Questions
If you have questions about the rules or setup of the system contact **Joseph Cappellini** at (999) 743-1098 or email: jcappellini@frontlineplacement.com.

Interactive Calendar

December 2009

Sun	Mon	Tue	Wed	Thu	Fri	Sat
29	30	1	2	3	4	5
6	7	8	9	10	11	12
13	14	15	16	17	18	19
20	21	22	23	24	25	26
27	28	(29)	30	31	1	2

School Closed Day
In-Service Day
Absence

Action Menu

- Create An Absence
- Absence Reason Balances
- View My Schedule
- Absence Approval Status
- Absence Approvers
- Leave Feedback
- View Substitutes' Experience Feedback
- Change Pin
- Change Personal Information
- Absence History
- Substitute Phone List
- Preferred Substitutes

Videos and Guides

- User Guides
- Quick Start User Guide
- Basic Training Video
- Advanced Training Video
- Favorite Five Feature Guide
- Favorite Five Feature Video

Personal Information

Change Personal Information

Email: jfrancis@frontlineplacement.com
Phone: (999) 222-0054

Change Personal Information

Home Page

*Indicates functions that might not be used by your school
February 2011

Manage Absences Online

Create an absence

1. Select the **Create an Absence** tab on the left

2. Enter the Start and End Dates (see below)

3. Choose the day(s) of the week

4. Choose the Absence Reason Type

5. Select if a substitute is required

6. Specify the Start and End Times (if available)

7. Click the **Next** button

Creating an Absence: Francis, Brad

Create Absence		Absence Reason Type	Substitute Absence Type Required
Start Date	End Date	Select an Absence Reason	Yes
05/10/2010	05/10/2010		Full Day
Monday Sun Mon Tue Wed Thu Fri Sat <input type="checkbox"/> <input checked="" type="checkbox"/> <input checked="" type="checkbox"/> <input checked="" type="checkbox"/> <input checked="" type="checkbox"/> <input checked="" type="checkbox"/> <input type="checkbox"/> Create absences on these days of the week within the date range specified above		Starting at: 8 AM : 00 Ending at: 3 PM : 30	
		<input type="button" value="Next >"/> <input type="button" value="Cancel"/>	

Screen One

Start Date	End Date
05/10/2010	05/10/2010
Monday	Monday
Sun Mon Tue Wed Thu Fri Sat	
<input type="checkbox"/> <input checked="" type="checkbox"/> <input checked="" type="checkbox"/> <input checked="" type="checkbox"/> <input checked="" type="checkbox"/> <input checked="" type="checkbox"/> <input type="checkbox"/>	
Create absences on these days of the week within the date range specified above	

Single Day or Sequential Multiple Day Absence

For an absence covering a single day or multiple days in a row, enter the Start & End Dates, but leave the days of the week boxes checked.

Start Date	End Date
05/10/2010	06/18/2010
Monday	Friday
Sun Mon Tue Wed Thu Fri Sat	
<input type="checkbox"/> <input checked="" type="checkbox"/> <input type="checkbox"/> <input type="checkbox"/> <input type="checkbox"/> <input type="checkbox"/> <input type="checkbox"/>	
Create absences on these days of the week within the date range specified above	

Absence every Monday for the next five weeks.

Recurring Absence

For an absence recurring several weeks in a row, enter the Start & End Dates and click the day(s) of the week boxes. The example above shows how to create an absence for every Monday from 5/10/2010 to 6/18/2010.

*Note: Only a single substitute can be assigned to a recurring absence created under one confirmation number. Substitutes can only accept the entire confirmation number and all absences contained within.

*Indicates functions that might not be used by your school
February 2011

- ☐ Verify all information.
- ☐ Enter any notes for substitutes in the **Notes to Substitute** box. Substitutes can view these notes before they accept an assignment.
- ☐ Enter any notes for only the administrator to see in the **Notes to Administrator** box.
- ☐ Finalize the absence.

- **Save** – Aesop will find a substitute.
- ***Save & Assign** – Assign your own substitute.

Save Save & Assign Cancel

WARNING! Clicking the "save and assign" button indicates that you have PREARRANGED with the substitute that you are going to assign on the next page.

Aesop will display the day of the week underneath the date.

Modify Absence
Creating an Absence: Francis, Brad

Save Save & Assign Cancel

Date	Absence Reason	Absence Type	Delete
05/10/2010 Monday	Illness > Sick	Full Day	<input type="checkbox"/>


Starting at 8 AM : 00 Ending at 3 PM : 30

Notes to substitute:
(Maximum length is 255 characters.)
255 characters left.

Notes to Administrator (not viewable by Substitute):
(Maximum length is 255 characters.)
255 characters left.

School Default Information
Default Start Time: 8:00 AM
Default End Time: 3:30 PM
Hours in a full day: 8 hours
Min Absence length: 1 hours
Max Absence length: 10 hours

Save Save & Assign Cancel

 NOTE: You will see "Starting At" and "Ending At" times that you can customize ONLY if your district chooses to allow you to create custom length absences.

Modify Absence
Creating an Absence: Francis, Brad

Save Save & Assign Cancel

Date	Absence Reason	Absence Type	Delete
06/01/2010 Tuesday	Illness > Sick	Full Day	<input type="checkbox"/>
06/02/2010 Wednesday	Illness > Sick	Full Day	<input type="checkbox"/>
06/03/2010 Thursday	Illness > Sick	Full Day	<input type="checkbox"/>

Starting at 8 AM : 00 Ending at 3 PM : 30

Screen Two: Multiple Day or Recurring Absence

Assign a substitute to an absence*

If you chose **Save & Assign** in the last step, you will need to **find** the substitute you wish to assign from the list and click the [Assign](#) link.

It is your responsibility to contact the substitute you have selected; Aesop does not contact subs to notify them if they have been assigned to an absence!

Assign a substitute for conf#:43483195
[Return to Absence Modify](#)

This Absence was entered 0 days, 0 hours, 0 minutes ago.
0% of the lead time (43 days, 19 hours, 49 minutes) has elapsed.

NOTE: It is your responsibility to communicate with the substitute of your choice to ensure that they are willing to accept the assignment before you assign them to cover the Absence. Aesop will not notify the substitute automatically.

Please type the first few letters. Search

Name	Assign
Aikman, Troy ★★★★★ Phone: 9995559999	Assign
Ann, Raggedy ★★★★★ Phone: 9995559999	Assign
Beaver, Eager (no rating) Phone: 3025558589	Assign
Bird, Big ★★★★★ Phone: 9995559999	Assign
Bush, Barbara (no rating) Phone: 9995559999	Assign

Assigning substitute

*Indicates functions that might not be used by your school
February 2011

Confirmation Number

Aesop will give you a confirmation number when the transaction is complete.

Modify Absence Create a new absence

Confirmation#: 30345673
 Employee: Doug Brown
 School: Lincoln Middle School
 Created on: Dec 29 2008 8:41:25 AM
 Last Update: Dec 29 2008 8:41:25 AM
 Status: UnFilled
 Substitute Required: Yes
 Employee Hours Per Day: 8

[Assign Sub](#) [Edit/Cancel](#)

Approval Status: Unapproved
 Approvals Received: 0
 Last Approval Action:
 Approvers: [View List](#)
 Approval Comments: [Show/Hide Comments](#)

[Upload New](#) [Edit](#)

Date	Absence Reason	Absence Type	Start - End
12/30/2008 Tuesday	*Professional Day	Full Day	7:00 AM-3:00 PM

Notes to substitute:
 Notes to administrator (not viewable by Substitute):

Attach a file*

To attach a file to the absence for the substitute to view, click the [Upload New](#) link once you have finished creating your absence.

Successfully Created Absence

In the **Upload Files** dialog box select a file using the **Browse** feature. You can attach a Word document or a PDF to the absence.

Type a description and click **Upload** to attach the file.

Upload Files

File: [Browse...](#)
 Description:
[Upload](#) [More](#)

Files must be .doc, or .pdf and less than 200KB.

Upload Files dialog box

Modify Absence Create a new absence | Create another absence for this employee

Confirmation#: 10696308
 Employee: Tammy Griffin
 School: Eldredge Elementary School
 Created on: Jun 13 2006 8:12:26 PM
 Last Update: Jun 13 2006 8:12:27 PM
 Status: UnFilled
 Reconciled: No [Reconcile](#)
 Substitute Required: Yes
[Assign Sub](#) [Edit/Cancel](#)

Approval Status: Unapproved
 Approvals Received:
 Last Approval Action:
 Approvers: [View List](#)
 Approval Comments: [Show/Hide Comments](#)

[Upload New](#) [Edit](#)

Date	Absence Reason	Absence Type	Start - End
06/14/2006 Wednesday	*Personal	Full Day	8:15 AM-4:30 PM

Notes:

The file has been successfully saved and will be displayed in the **Attachments** section.

*Indicates functions that might not be used by your school
 February 2011



NOTE: Substitutes cannot view attachments until they have accepted the assignment.

Absence Reason Balances*

Click **Absence Reason Balances** on the action menu on the home page to view your absence reason balance details. Aesop will deduct from your current balance on the date of the absence. (Pending absences are not deducted until the absence date.)

Barnes, Matt				
Absence Reason Balances				
Your Absence Reason Daily balances are as follows:				
Absence Reason	Initial Balance	Time Used	Current Balance	Pending Absences
Personal Day	3	0	3	0
Sick (category balance)	15	14	1	1

The **initial balance** given to you by the district, your **time used**, **current balance**, and time from **pending absences** are all visible to you here.

How Are Balances Calculated?

Absence Reason Balances can be calculated in days, or hours. This setting is determined by the district. The district may also choose to round absence balances up or down. In the above example balances are being tracked in days. A “Personal Day” balance of 3, means you are permitted to take up to 3 more full day absences for the reason of “Personal Day”. If you would like to know how your district is determining your initial balance or the rounding rules they are using, contact your Aesop Administrator.

*Indicates functions that might not be used by your school
February 2011

Manage my Schedule

Interactive Calendar

To view your assignment schedule, you can click on the **View my Schedule** tab on the action menu on the home page or you can choose a specific date on the **Interactive Calendar**.

Aesop displays three types of days on the calendar:

- **Closed** – you cannot create an absence on this date. You typically see “Closed” days during national holidays.
- **No Substitute Needed** – if you normally need a substitute, Aesop will not find one on this date. This option is most often seen in conjunction with Professional Development days or In-Service days.
- **Absence** – you have created an absence on this date

Interactive Calendar						
December 2009						
Sun	Mon	Tue	Wed	Thu	Fri	Sat
29	30	1	2	3	4	5
6	7	8	9	10	11	12
13	14	15	16	17	18	19
20	21	22	23	24	25	26
27	28	29	30	31	1	2
<div> <div></div> School Closed Day <div></div> In-Service Day <div></div> Absence </div>						

Use the calendar arrows to select different months

*Indicates functions that might not be used by your school
February 2011

View my schedule

On your schedule, you can view your assignments in three ways:

- Weekly schedule
- 3-month calendar view
- All absences scheduled for the current month

Click on a date in the 3-month calendar view, and the weekly schedule will change to that week.

Use the **Change Date** drop-down window to review absences further in the past or future.

View the current week

View all jobs created in the current month

Go to Current Week

Week View from 12/21/2009 - 12/25/2009

Create an Absence

	Monday, Dec 21	Tuesday, Dec 22	Wednesday, Dec 23	Thursday, Dec 24	Friday, Dec 25
7:00 AM		School In-Service		School Closed Winter Break	School Closed Winter Break
8:00 AM			CONF# 40431891		
9:00 AM					
10:00 AM					
11:00 AM					
12:00 PM					
1:00 PM					
2:00 PM					
3:00 PM					
4:00 PM					

Change Date: December 2009 Go

3-month calendar view

Calendar Key

- School Closed Day
- In-Service Day
- Absence


Currently Scheduled Absences for the selected month

Date	School	Absence Reason	Start Time	End Time	Absence Type
STATUS: Filled CONF# 40431891, Starting: 12/9/2009, Substitute: Ann, Raggedy Nuts					
12/9/2009	Killy Court High School - No Nuts	Personal MYOB	8:00 AM	3:30 PM	Full Day
12/11/2009		Personal MYOB	8:00 AM	3:30 PM	Full Day
12/15/2009		Personal MYOB	8:00 AM	3:30 PM	Full Day
12/16/2009		Personal MYOB	8:00 AM	3:30 PM	Full Day
STATUS: Filled CONF# 40507608, Starting: 12/14/2009, Substitute: Claus, Santa					
12/14/2009		Sick Family	8:00 AM	3:30 PM	Full Day

*Indicates functions that might not be used by your school
February 2011

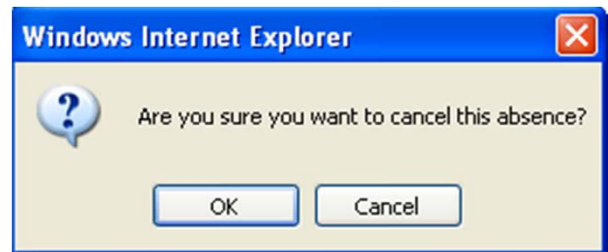
Cancel an Absence*

First enter your schedule by clicking on the **Interactive Calendar** or the **View My Schedule** tab.

Go to Current Week					
Week View from 1/11/2010 - 1/15/2010					
Create an Absence					
	Monday, Jan 11	Tuesday, Jan 12	Wednesday, Jan 13	Thursday, Jan 14	Friday, Jan 15
7:00 AM					
8:00 AM	CONF#: 43440612 Cancellation: 				

You can cancel a scheduled absence by clicking the trash can under the assignment you wish to cancel.

A warning message will appear: "Are you sure you want to cancel this absence?" Click **OK** to cancel.



Go to Current Week					
Week View from 1/11/2010 - 1/15/2010					
Create an Absence					
	Monday, Jan 11	Tuesday, Jan 12	Wednesday, Jan 13	Thursday, Jan 14	Friday, Jan 15
7:00 AM					
8:00 AM					

The canceled absence no longer appears on your calendar and is listed as canceled on your list of currently scheduled absences.

*Indicates functions that might not be used by your school
February 2011

Other Home Page Features

Messages

Any messages from the district office will appear in the **Messages** section.

Messages
 Posted: 12/25/2009
 Have a Merry Christmas and a Happy New Year! 😊

Currently Scheduled Absences

Currently Scheduled Absences for the next 14 days					
Date	School	Absence Reason	Start Time	End Time	Absence Type
STATUS: Filled CONF# 43466411, Starting: 1/4/2010, Substitute: Derby, Brown					
1/4/2010	Killy Court High School - No Nuts	Sick	8:00 AM	12:00 PM	Half Day AM
STATUS: Filled CONF# 43466413, Starting: 1/7/2010, Substitute: Johnson, Lady Bird					
1/7/2010		Professional Dev.	8:00 AM	3:30 PM	Full Day

Name of substitute

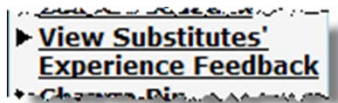
Aesop will show you absences up to 14 days in advance. Aesop will display the details of your absence, as well as the name of the substitute who has accepted the assignment.

Absences Requiring Approval*

Review the approval status of your absence request.

- **Unapproved** – request has yet to be reviewed
- **Approved** – request has been approved
- **Denied** – request has been denied approval
- **Partially Approved** – request has been approved by one or more approvers, but not yet finally approved.

2 Absences are awaiting your feedback.



Questions

If you have any questions regarding Aesop, please contact the individual listed or e-mail the contact at your district.

Status of Future Absences that Require Approval					
CONF#	Absence Start	Absence End	# of Absence days	Status	Last Approver / Last Approval Action
43466413	01/07/2010	01/07/2010	1	Unapproved	

Absence Feedback*

Click the link in the green box near the top of your Aesop web page to enter a feedback rating (1-5 stars) and write a review of the substitute's performance.

Click the **"View Substitutes' Experience Feedback"** link in your action menu to review the substitute's assessment of their experience in your classroom.*

Questions
If you have questions about the rules or setup of the system contact School Secretary ext 10 at (555) 555-5555 or email: suboffice@yourdistrict.org .

*Indicates functions that might not be used by your school
February 2011

Absence Approval Status*

On the action menu on the home page, click **Absence Approval Status**. Select a date range to review the status of absences requiring approval.

Absences Needing Approval

Start Date: 10/26/2009 End Date: 12/26/2009 Statuses: ☒ Unapproved ☒ Approved ☒ Denied ☒ Partially Approved

CONF#	Absence Start	Absence End	# of Absence days	Status	Last Approver	Last Approval Action
39848784	10/30/2009	10/30/2009	1	Denied	Jay Francis	10/12/2009 10:53 AM
40431891	12/09/2009	12/16/2009	4	Approved	Super user	12/9/2009 11:08 AM

Absence Approvers*

Aesop displays the list of users allowed to approve your absences and at what level they approve. For instance, if your requests for "Personal Days" need to be approved by your immediate supervisor and then another supervisor after that, you would see two lists of approvers, one for Level 1 and one for Level 2.

Up to 1 Level of Approval Required

Level 1 Approvers

Name	Receives Email Notifications
Jay Francis	Yes
Wayne Newton	Yes

Absence Files*

Upload generic notes about your classroom, such as a snack or recess schedule, that will automatically be attached to every absence you create.

Absence/Vacancy Files

[Upload New Files](#) ☐ Show Inactive Files

File	Description	Active From	Active To
No records found. Upload New Files			

Upload Files

File	C:\Documents and Settings\ [User] \ [File Name] .doc	<input data-bbox="479 1323 576 1344" type="button" value="Browse..."/>
Description	Emerg. Lesson Plans	
Active From	12/01/2009	<input data-bbox="397 1396 430 1417" type="button" value="Calendar"/>
Active To	02/28/2010	<input data-bbox="397 1449 430 1470" type="button" value="Calendar"/>
<input data-bbox="300 1501 349 1522" type="button" value="Upload"/>		
More		



Files must be .doc, .docx, or .pdf and less than 250KB.

Click the [Upload New Files](#) link to attach your document. Specify the Active From and To dates and click **Upload**. Aesop will attach this document to every absence created during that time frame.

On the next screen you can:

- edit the description,
- change the active dates, or
- delete the attachment

[Upload New Files](#) ☐ Show Inactive Files

File	Description	Active From	Active To	
 Sign In Sheet.doc	Emerg. Lesson Plans	12/01/2009	02/28/2010	 
		Tuesday	Sunday	



To attach a specific day's lesson plans, see the [Attach a File*](#) section.

*Indicates functions that might not be used by your school
February 2011

Change PIN

You can change your PIN at any time.

Change your PIN

Current PIN

New PIN

Retype PIN

[Need help? PIN Guidelines.](#)

Substitute Phone List *

Aesop provides you with a list of available and qualified substitutes. Contact the substitute before entering your absence; confirm the substitute accepted the job and then immediately assign him/her to the absence.

Substitute Name	Phone
Aikman, Troy	(999) 555-9999
Akroyd, Dan	(999) 555-9999
Ann, Raggedy	(999) 555-9999
Beaver, Eager	(302) 555-8589
Bird, Big	(999) 555-9999
Bonds, Barry	(999) 555-9999

Change Personal Information *

You can edit all or some of your personal information. You may need to contact your district about any changes; review your district's policies for details.

Change Personal Information

Internal ID 883958

School(s) Killy Court High School - No Nuts

First Name Brad

Middle Name

Last Name Francis

Title Middle English

Phone (999) 222-0054

E-Mail 12monkeys@aesoponline.com

Room # Main Office

Start Time 8:00 AM

1st Half End Time 12:00 PM

2nd Half Start Time 12:00 PM

End Time 3:30 PM

Address

Address 1

Address 2

Address 3

Address 4

City

State/Province

Zip

[Edit Info](#)

Absence History

View all absences for the past 366 days and the next 90 days. If you need a greater range, refer to **View My Schedule** on the action menu on the home page.

Brad Francis Absence History for the last 366 days and the next 90 days.					
Substitute Name	Start Date	CONF#	Days	School	Status
	02/24/2010	43279577	1	Killy Court High School - No Nuts	UnFilled
Johnson, Lady Bird	01/07/2010	43466413	1	Killy Court High School - No Nuts	Filled
Derby, Brown	01/04/2010	43466411	0.5	Killy Court High School - No Nuts	Filled
	12/23/2009	43440600	1	Killy Court High School - No Nuts	UnFilled

*Indicates functions that might not be used by your school
February 2011

Preferred Substitutes*

You probably have a list subs who you prefer. You can create a list of these substitutes who Aesop will contact first, and may even hold the absence for a period of time for these subs, when you create an absence. If they are set and ranked as "Favorite Five" they can receive an email and a call during the first evening after absence creation

Some qualifying points to this:

- Sub must be available for the time (no other job)
- Sub cannot have a Non-Work Day
- Sub must meet any Qualifying Skills the district has set
- Aesop may make the absence available to a larger group of subs right when the absence is entered depending on district settings for absences created close to their start time.

** Keep in mind that subs who are preferred may be preferred by many employees. This means that the closer an absence is to starting, the less likely a preferred sub would be able available for an absence.

To add a substitute:

1. Click the **Preferred Substitutes** link
2. Click the **Add New Substitutes** link

Employee: Brad Francis
Preferred Substitutes

To select Preferred Substitutes you must click "Add New Substitutes" – and check the box to the left of their name. To give the substitutes "Favorite 5" status, you must use the "Favorite 5" radio buttons to select and rank them. Pending availability and qualification, these substitutes will receive instant notification of your absence by email (if they have an email address in the system) and/or phone. You may select up to 5 favorite substitutes to function in this manner, any additional substitutes added to your list would not receive the email.

* Your District may have applied adjustments to this process.

[Add New Substitutes](#)

Please type the first few letters.

School Closed Day
In-Service Day
Absence

- ▶ [Create An Absence](#)
- ▶ [Absence Reason Balances](#)
- ▶ [View My Schedule](#)
- ▶ [Absence Approval Status](#)
- ▶ [Absence Approvers](#)
- ▶ [Leave Feedback](#)
- ▶ [View Substitutes' Experience Feedback](#)
- ▶ [Change Pin](#)
- ▶ [Change Personal Information](#)
- ▶ [Absence History](#)
- ▶ [Substitute Phone List](#)
- ▶ [Preferred Substitutes](#)

User Guides

- ▶ [Quick Start User Guide](#)
- ▶ [Basic Training Video](#)
- ▶ [Advanced Training Video](#)
- ▶ [Favorite Five Feature Guide](#)
- ▶ [Favorite Five Feature Video](#)

3. The list of names will appear, or you may need to click on the alphabet letter for the desired substitute's last name, or enter the substitute's last name into the "Search" box and click **Search**

4. Click the box next to the name of the substitute you wish to select in the **On List** Column.

5. Select either **Exclude*** or **Include**

6. Click the **Apply Changes** button to save or **Cancel** if you do not wish to save the changes

7. Repeat Steps 2-6 for additional substitutes

Employee: Brad Francis
Preferred Substitutes

[View Current Substitutes](#)

Please type the first few letters.

On List	Substitute	Exclude	Include
All None			
<input type="checkbox"/>	Aikman, Troy ★★★★★	<input type="radio"/>	<input checked="" type="radio"/>
<input type="checkbox"/>	Ann, Raggedy ★★★★★	<input type="radio"/>	<input checked="" type="radio"/>
<input type="checkbox"/>	Beaver, Eager (no rating)	<input type="radio"/>	<input checked="" type="radio"/>

*Indicates functions that might not be used by your school
February 2011

"Favorite Five" *

Employees who can set up a substitute preference list can also select five substitutes as their "favorites."

Substitutes marked as favorites, and who are considered "qualified and available" at the time the absence is created will be notified instantly by e-mail when an absence is entered by/for an employee that has selected them as a favorite.

Further, Aesop will begin calling the favorite substitutes during the next evening calling period, up to 120 nights before the absence.

To mark a substitute as one of the "Favorite 5":

1. Go through the steps to add substitutes to your preference list if you haven't already (see Preferred Substitutes on the previous page).
2. On the preferred substitute page, click **Edit**.

3. Choose your "favorite five" by clicking on the radio buttons in the last 5 columns to rank the subs in the order you want them to be listed.
NOTE: Aesop will call these subs in this order, but email notifications to these subs will be simultaneous. The job will also be able to be viewed by all of your Favorite Five AND any other preferred subs at the same time.

After you enter an absence, Aesop will send an email immediately to all five of your favorite substitutes who are available. They will also receive a phone call during the first available evening calling period depending upon their call settings and/or response to previous calls.

4. Click the **Apply Changes** button to save your selection(s) or click **Cancel** if you do not wish to save the changes.

5. Repeat Steps 2-4 to change which substitutes are listed as your favorite five or to change the order of your favorite five subs.

Employee: Brad Francis
Preferred Substitutes

To select Preferred Substitutes you must click "Add New Substitutes" -- and check the box to the left of their name. To give the substitutes "Favorite 5" status, you must use the "Favorite 5" radio buttons to select and rank them. Pending availability and qualification, these substitutes will receive instant notification of your absence by email (if they have an email address in the system) and/or phone. You may select up to 5 favorite substitutes to function in this manner, any additional substitutes added to your list would not receive the email.

*Your District may have applied adjustments to this process.

[Add New Substitutes](#)

Please type the first few letters.

☐ View All
☐ View Excludes
☐ View Includes

On List	Substitute	Exclude	Include	Favorite 5				
All	None			1	2	3	4	5
<input checked="" type="checkbox"/>	Akroyd, Dan (no rating)	<input type="radio"/>	<input type="radio"/>	<input type="radio"/>	<input type="radio"/>	<input type="radio"/>	<input type="radio"/>	<input type="radio"/>
<input checked="" type="checkbox"/>	Bird, Big ★★★★★	<input type="radio"/>	<input type="radio"/>	<input type="radio"/>	<input type="radio"/>	<input type="radio"/>	<input type="radio"/>	<input type="radio"/>
<input checked="" type="checkbox"/>	Claus, Santa ★★★★★	<input type="radio"/>	<input type="radio"/>	<input type="radio"/>	<input type="radio"/>	<input type="radio"/>	<input type="radio"/>	<input type="radio"/>
<input checked="" type="checkbox"/>	Ruxpin, Teddy ★★★★★	<input type="radio"/>	<input type="radio"/>	<input type="radio"/>	<input type="radio"/>	<input type="radio"/>	<input type="radio"/>	<input type="radio"/>
<input checked="" type="checkbox"/>	Snowman, Frosty (no rating)	<input type="radio"/>	<input type="radio"/>	<input type="radio"/>	<input type="radio"/>	<input type="radio"/>	<input type="radio"/>	<input type="radio"/>
<input checked="" type="checkbox"/>	Head, Potato (no rating)	<input type="radio"/>	<input type="radio"/>	<input type="radio"/>	<input type="radio"/>	<input type="radio"/>	<input type="radio"/>	<input type="radio"/>
<input checked="" type="checkbox"/>	Hemingway, Ernest ★★★★★	<input type="radio"/>	<input type="radio"/>	<input type="radio"/>	<input type="radio"/>	<input type="radio"/>	<input type="radio"/>	<input type="radio"/>

On List	Substitute	Exclude	Include	Favorite 5				
				1	2	3	4	5
<input checked="" type="checkbox"/>	Akroyd, Dan (no rating)	<input type="radio"/>	<input type="radio"/>	<input type="radio"/>	<input type="radio"/>	<input type="radio"/>	<input type="radio"/>	<input type="radio"/>
<input checked="" type="checkbox"/>	Bird, Big ★★★★★	<input type="radio"/>	<input type="radio"/>	<input type="radio"/>	<input type="radio"/>	<input type="radio"/>	<input type="radio"/>	<input type="radio"/>
<input checked="" type="checkbox"/>	Claus, Santa ★★★★★	<input type="radio"/>	<input type="radio"/>	<input type="radio"/>	<input type="radio"/>	<input type="radio"/>	<input type="radio"/>	<input type="radio"/>
<input checked="" type="checkbox"/>	Ruxpin, Teddy ★★★★★	<input type="radio"/>	<input type="radio"/>	<input type="radio"/>	<input type="radio"/>	<input type="radio"/>	<input type="radio"/>	<input type="radio"/>
<input checked="" type="checkbox"/>	Snowman, Frosty (no rating)	<input type="radio"/>	<input type="radio"/>	<input type="radio"/>	<input type="radio"/>	<input type="radio"/>	<input type="radio"/>	<input type="radio"/>
<input checked="" type="checkbox"/>	Head, Potato (no rating)	<input type="radio"/>	<input type="radio"/>	<input type="radio"/>	<input type="radio"/>	<input type="radio"/>	<input type="radio"/>	<input type="radio"/>
<input checked="" type="checkbox"/>	Hemingway, Ernest ★★★★★	<input type="radio"/>	<input type="radio"/>	<input type="radio"/>	<input type="radio"/>	<input type="radio"/>	<input type="radio"/>	<input type="radio"/>

*Indicates functions that might not be used by your school
February 2011

Creating an absence for an Itinerant Employee*

If you are an employee who works at more than one location, you will be able to enter your absences on the Aesop Web site with just a few easy steps. Consider the schedule below.

Monday:	Eagle Trace High	07:30 a.m. to 09:15 a.m.
	Massanutten Elementary	09:45 a.m. to 11:45 a.m.
	Mountainside Middle School	12:15 p.m. to 03:35 p.m.
Tuesday:	Eagle Trace High	09:45 a.m. to 11:45 a.m.
	Massanutten Elementary	12:15 p.m. to 03:35 p.m.

Click on **Create an Absence** on the home page. Then follow the steps below to create an absence for both days listed above.

Hold the **Ctrl** key and click to select all the schools

Select the Absence Reason Type

Select **Yes** or **No** if a substitute is required

Enter the Start and End Dates

Select the days of the week

Leave the Absence Type as **Full Day**

Click **Next**

Itinerant Employee Absence Screen One

The screenshot shows the 'Create Absence' form for Francis, Brad. The form has several sections: 'Start Date' and 'End Date' with calendar pickers; 'School' with a dropdown menu showing 'Eagle Trace High', 'Massanutten Elementary', and 'Mountainside Middle School'; 'Absence Reason Type' with a dropdown showing 'Illness > Sick'; 'Substitute Absence Type Required' with a dropdown showing 'Yes'; and 'Absence Type' with a dropdown showing 'Full Day'. There is also a 'Starting at' and 'Ending at' section with time pickers. At the bottom, there are 'Next >' and 'Cancel' buttons. Annotations with arrows point to various parts of the form: 'Enter the Start and End Dates' points to the date pickers; 'Select the days of the week' points to the calendar view; 'Hold the Ctrl key and click to select all the schools' points to the school dropdown; 'Select the Absence Reason Type' points to the 'Illness > Sick' dropdown; 'Select Yes or No if a substitute is required' points to the 'Yes' dropdown; 'Leave the Absence Type as Full Day' points to the 'Full Day' dropdown; and 'Click Next' points to the 'Next >' button.

*Indicates functions that might not be used by your school
February 2011

Enter the absence information according to the schedule.

Creating an Absence: Francis, Brad

Start Date	End Date	School	Absence Reason Type	Substitute Absence Type Required	Substitute Absence Type
09/13/2010	09/14/2010	Eagle Trace High	Illness > Sick	YES	Custom
<p>Monday Tuesday</p> <p>Sun Mon Tue Wed Thu Fri Sat</p> <p><input type="checkbox"/> <input checked="" type="checkbox"/> <input checked="" type="checkbox"/> <input type="checkbox"/> <input type="checkbox"/> <input type="checkbox"/> <input type="checkbox"/></p> <p>Create absences on these days of the week within the date range specified above</p>					
					<p>Starting at: 7 AM : 30</p> <p>Ending at: 9 AM : 15</p>
09/13/2010	09/14/2010	Massanutten Elementary	Illness > Sick	YES	Custom
<p>Monday Tuesday</p> <p>Sun Mon Tue Wed Thu Fri Sat</p> <p><input type="checkbox"/> <input checked="" type="checkbox"/> <input checked="" type="checkbox"/> <input type="checkbox"/> <input type="checkbox"/> <input type="checkbox"/> <input type="checkbox"/></p> <p>Create absences on these days of the week within the date range specified above</p>					
					<p>Starting at: 9 AM : 45</p> <p>Ending at: 11 AM : 45</p>
09/13/2010	09/14/2010	Mountainside Middle School	Illness > Sick	YES	Custom
<p>Monday Tuesday</p> <p>Sun Mon Tue Wed Thu Fri Sat</p> <p><input type="checkbox"/> <input checked="" type="checkbox"/> <input type="checkbox"/> <input type="checkbox"/> <input type="checkbox"/> <input type="checkbox"/> <input type="checkbox"/></p> <p>Create absences on these days of the week within the date range specified above</p>					
					<p>Starting at: 12 PM : 15</p> <p>Ending at: 3 PM : 35</p>
<p>Next > Cancel</p>					

Itinerant Employee Absence Screen Two

Start Date	End Date	School	Absence Reason Type	Substitute Absence Type Required	Substitute Absence Type
09/13/2010	09/14/2010	Eagle Trace High	Illness > Sick	YES	Custom
<p>Monday Tuesday</p> <p>Sun Mon Tue Wed Thu Fri Sat</p> <p><input type="checkbox"/> <input checked="" type="checkbox"/> <input checked="" type="checkbox"/> <input type="checkbox"/> <input type="checkbox"/> <input type="checkbox"/> <input type="checkbox"/></p> <p>Create absences on these days of the week within the date range specified above</p>					
					<p>Starting at: 7 AM : 30</p> <p>Ending at: 9 AM : 15</p>

Both 9/13 and 9/14 are entered in the date range, because the itinerant employee goes to Eagle Trace High on both days. At this point enter 9/13's Start and End times – you will have an opportunity to adjust 9/14's start and end times later.



Review all absence information before continuing

Select the Date Range, School, Absence Reason, and Start and End times for each line entry.

Click **Next** when finished. [Next >](#)

Verification Screen

Review all information and make any necessary changes.

*Modify the Start and End times for 9/14's absence.

Enter any Notes.

Click **Save**.



Modify Absence Creating an Absence: Francis, Brad

Buttons: Save, Save & Assign, Cancel

Date	School	Absence Reason	Absence Type	Delete
09/13/2010 Monday	Eagle Trace High	Illness > Sick	Custom	<input type="checkbox"/>
		Starting at	Ending at	
		7 AM : 30	9 AM : 15	
09/13/2010 Monday	Massanutten Elementary	Illness > Sick	Custom	<input type="checkbox"/>
		Starting at	Ending at	
		9 AM : 45	11 AM : 45	
09/13/2010 Monday	Mountainside Middle School	Illness > Sick	Custom	<input type="checkbox"/>
		Starting at	Ending at	
		12 PM : 15	3 PM : 35	
09/14/2010 Tuesday	Eagle Trace High	Illness > Sick	Custom	<input type="checkbox"/>
		Starting at	Ending at	
		9 AM : 45	11 AM : 45	
09/14/2010 Tuesday	Massanutten Elementary	Illness > Sick	Custom	<input type="checkbox"/>
		Starting at	Ending at	
		12 PM : 15	3 PM : 45	

Notes to substitute:
(Maximum length is 255 characters.)
255 characters left.

Notes to Administrator (not viewable by Substitute):
(Maximum length is 255 characters.)
255 characters left.

School Default Information
Not used for multi-location Employees.

Buttons: Save, Save & Assign, Cancel

Iterate Employee Absence Verification Screen

Modify Absence Create a new absence

CONF#: 43472737
Employee: Brad Francis ☒
Created on: Dec 28 2009 6:31:54 PM
Last Update: Dec 28 2009 6:31:54 PM
Status: UnFilled
Substitute Required: Yes
Employee Hours Per Day: 7.5

Buttons: Assign Sub, Edit/Delete

Attachments:
[Test File 2](#)

Date	School	Absence Reason	Absence Type	Start - End
09/13/2010 Monday	Eagle Trace High	Illness > Sick	Custom	7:30 AM-9:15 AM
09/13/2010 Monday	Massanutten Elementary	Illness > Sick	Custom	9:45 AM-11:45 AM
09/13/2010 Monday	Mountainside Middle School	Illness > Sick	Custom	12:15 PM-3:35 PM
09/14/2010 Tuesday	Eagle Trace High	Illness > Sick	Custom	9:45 AM-11:45 AM
09/14/2010 Tuesday	Massanutten Elementary	Illness > Sick	Custom	12:15 PM-3:45 PM

Notes to substitute:

Notes to Administrator (not viewable by Substitute):

Modify Absence Screen

Aesop will now update the Daily Report, your Absence History and your calendar. All Secretaries/Principals at all school that you are an employee at will see ALL segments of this absence, even the segments that occur at schools that are not their own.

The substitute will see all the school locations associated with this job online and hear that this is a "multi-location" absence if they accept the job via phone.

*Indicates functions that might not be used by your school
February 2011

Entering an Itinerant Absence on the Phone

When creating an absence on the phone, you can follow the instructions in the **Aesop Phone Guide for Employees**, with a couple exceptions:

- When creating an absence on the phone, Aesop will prompt you to “enter the number of days.” Think of “days” as “Absence Instances”.
- On the phone, you have to create each Absence Instance in a separate step. On the Web, the Absence Instances are displayed as rows that you can modify as you please. For the absence on the preceding pages, you would have to enter the information for the first row, then the second row, etc.



Following is an example of an employee calling in sick early in the morning. The substitute will have to be in two schools during the course of the day because the employee in this example is an itinerant employee.

1. Call Aesop at 1-800-942-3767 and log in.
2. Press **1** to create an absence. Aesop will tell me that it knows I can work at multiple locations.
3. Select the location of the first Absence Instance.
4. Press **1** for today.
5. Aesop asks for the number of days, but enter the number of Absence Instances instead. For this example, enter **2**, because a single day absence at two schools is equal to two Absence Instances.
6. Enter the times for the first Absence Instance. If you are entering a one day absence in which you will be absent from more than one school, you may NOT enter a full day absence. You must select **Half Day AM/PM** or **Custom times**. If you select a full day absence, your absence will be recorded only at the first school selected.
7. Select the reason for the first Absence Instance. (Remember, each row can be different.)
8. Press **1** to confirm this Absence Instance.
9. Select the location of the second Absence Instance.
10. Repeat Steps 4-8.
11. Depending on your profile settings, you may receive a confirmation number at this point. If not, you'll need to: 1) tell Aesop whether or not you need a substitute for this absence, and 2) assign a substitute if you've already **pre-arranged*** this absence with a substitute (see page 5).

The Employee Side of Approvals

A school district may require administrative approval for certain absence reasons, such as personal days and professional development. The absence status will show you if approval is needed after you create the absence. Aesop also handles absences requiring multiple approvers.

Good evening, Brad Francis 2 Absences are awaiting your feedback.

Messages
Posted: 12/25/2009

Have a Merry Christmas and a Happy New Year! 😊

Currently Scheduled Absences for the next 14 days

Date	School	Absence Reason	Start Time	End Time	Absence Type
STATUS: Filled CONF# 43466411 , Starting: 1/4/2010, Substitute: Derby, Brown					
1/4/2010	Killy Court High School - No Nuts	Sick	8:00 AM	12:00 PM	Half Day AM
STATUS: Filled CONF# 43466413 , Starting: 1/7/2010, Substitute: Johnson, Lady Bird					
1/7/2010		Professional Dev.	8:00 AM	3:30 PM	Full Day

Status of Future Absences that Require Approval

CONF#	Absence Start	Absence End	# of Absence days	Status	Last Approver	Last Approval Action
43466413	01/07/2010	01/07/2010	1	Unapproved		

The employee creates an absence that needs approval.

The administrator approves or denies the absence.

The employee can check the approval status of the absence via the Aesop website or by calling in to Aesop on the phone.

Aesop can send the employee an e-mail when the absence is approved, partially approved, or denied.

```

This email is to notify you that the absence
Confirmation #43466413 has been Denied by Nav. Super
User.

The following are the details of the job:

*****
Job Summary
*****
Starting on           : 01/07/2010
School District      : Killy Court High School - No
Nuts
Title                : Music
Teacher              : Francis, Brad
Substitute            : Johnson, Lady Bird
Confirmation #        : 43466413      This job
needs a substitute.

*****
Job Days
*****
School/ Reason              Date
From   To
-----
Killy Court High School - No Nuts
01/07/2010 8:00AM 3:30PM
Reason: Professional Dev.
  
```

*Indicates functions that might not be used by your school
February 2011

Once the absence is approved or denied by the next approver, that status appears to the employee on their Web page and a notification comes through e-mail.

Status of Future Absences that Require Approval						
CONF#	Absence Start	Absence End	# of Absence days	Status	Last Approver	Last Approval Action
43466413	01/07/2010	01/07/2010	1	Denied	Super user	12/28/2009 7:06 PM

Status of approvals



NOTE: Your district may choose to "Hold" absences until they are fully approved. This means that some absences will be "hidden" from the substitutes until the absence has been approved.

Absence Feedback - Employee page

Click to leave feedback about the substitute's performance

Click to View Substitute Feedback on your absence

Good Morning, Brad Francis

1 Absence is awaiting your feedback.

Messages
Posted: 12/25/2009
Have a Merry Christmas and a Happy New Year! 🎄

Currently Scheduled Absences for the next 14 days

Date	School	Absence Reason	Start Time	End Time	Absence Type
1/4/2010	Killy Court High School - No Nuts Sick		8:00 AM	12:00 PM	Half Day AM

Status of Future Absences that Require Approval

CONF#	Absence Start	Absence End	# of Absence days	Status	Last Approver	Last Approval Action
43466413	01/07/2010	01/07/2010	1	Denied	Super user	12/28/2009 7:06 PM

Questions
If you have questions about the rules or setup of the system contact **Joseph Cappellini** at (999) 743-1098 or email: jcappellini@frontlineplacement.com.

Click on the link in green next to your name, or click on the "Leave Feedback" link on your absence menu to leave feedback about your substitute

Absences awaiting your Feedback				
CONF#	Substitute	Start Date	End Date	
40431891	Raggedy Ann	12/9/2009	12/16/2009	Leave Feedback
40507608	Santa Claus	12/14/2009	12/14/2009	Leave Feedback

Feedback about Substitute Performance Survey.

An employee can Rate the Substitute's performance (1-5 stars) and give details by answering a series of questions. These questions may have been customized for your position (i.e. questions for "teachers", questions for "paras", etc.).

Click to leave feedback

The Employee completes the rating section and Answers to questions, then click "Save"

Feedback about Substitute Performance

CONF#	Substitute	Start Date	End Date
40507608	Santa Claus	12/14/2009	12/14/2009

Select an overall score that represents how you think the substitute performed his/her duties.

☒ ★★★★★ (Outstanding)
☐ ★★★★☆ (Above average)
☐ ★★★☆☆ (Average)
☐ ★★☆☆☆ (Below Average)
☐ ★☆☆☆☆ (Poor)

Please Answer the following questions:
(Questions marked with an * are required)

If we had a staring contest, who would win?

Was all classroom work collected? Yes.

Was the room left as neat and clean as it was found? It was CLEANER than how I left it!

Was classroom work explained satisfactorily?

Did students report that they were treated fairly and consistently? They LOVED Santa.

Were any disciplinary issues reported? One kid was put on the naughty list, but she probably deserved it. :)

General Notes/Comments

*Indicates functions that might not be used by your school
February 2011

Saved Feedback

Feedback about Substitute Performance

CONF#	Substitute	Start Date	End Date
40507608	Santa Claus	12/14/2009	12/14/2009

Rating: ★★★★★

Was all classroom work collected?	Yes.
Was the room left as neat and clean as it was found?	It was CLEANER than how I left it!
Was classroom work explained satisfactorily?	
Did students report that they were treated fairly and consistently?	They LOVED Santa.
Were any disciplinary issues reported?	One kid was put on the naughty list, but she probably deserved it. :)
General Notes/Comments	
If we had a staring contest, who would win?	



NOTE: An employee cannot change the feedback once it is saved.

User Guides and Training Videos

QuickStart User Guide

Print out your [Web Guide](#) and the [Phone Guide](#).


Favorite Five Feature Guide

Covers the basics for choosing your Favorite Five substitutes.

Web Guide (Revised March 2009)

- **Phone Guides**
 - [English](#) (Revised January 2007)
 - [French \(NEW\)](#) (Revised November 2009)
 - [Spanish \(NEW\)](#) (Revised November 2009)

Adobe Acrobat reader is required to view the manual.



Basic Training Video

This video walks you through the Aesop welcome letter, logging on to the Aesop home page and creating an absence.

Advanced Training Video

The advanced training video discusses Aesop's functions beyond creating absences, many of which are covered in this QuickStart Guide.



Favorite Five Feature Video

This video explains how to select your Favorite Five substitutes to be notified by Aesop first.